



Pushing Performance



People | Power | Partnership

HARTING Han[®] 1A

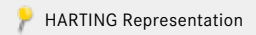
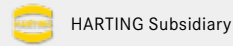
Versatile compact connector series

Transforming customer wishes into concrete solutions



The HARTING Technology Group is skilled in the fields of electrical, electronic and optical connection, transmission and networking technology, as well as in manufacturing, mechatronics and software creation. The Group uses these skills to develop customized solutions and products such as connectors for energy and data-transmission/data-networking applications, including, for example, mechanical engineering, rail technology, wind energy plants, factory automation and the telecommunications sector. In addition, HARTING also produces electro-magnetic components for the automobile industry and offers solutions in the field of housing technology and shop systems.

The HARTING Group currently comprises 58 sales companies and production plants worldwide employing a total of about 5,000 staff.



We aspire to top performance.

Connectors ensure functionality. As core elements of electrical and optical termination, connection and infrastructure technologies, they are essential in enabling the modular construction of devices, machines and systems across an extremely wide range of industrial applications. Their reliability is a crucial factor guaranteeing smooth functioning in the manufacturing area, telecommunications, applications in medical technology – in short, connectors are at work in virtually every conceivable application area. Thanks to the ongoing development of our technologies, our customers enjoy investment security and benefit from durable, long-term functionality.

Wherever our customers are, we're there.

Increasing industrialization is creating growing markets that are characterized by widely diverging demands and requirements. What these markets all share in common is the quest for perfection, increasingly efficient processes and reliable technologies. **HARTING** is providing these technologies – in Europe, the Americas and Asia. In order to implement customer requirements in the best possible manner, the **HARTING** professionals at our international subsidiaries engage in up-close, partnership-based interaction with our customers, right from the very early product development phase.

Our on-site staff form the interface to the centrally coordinated development and production departments. In this way, our customers can rely on consistently high, superior product quality – worldwide.

Our claim: Pushing Performance.

HARTING provides more than optimally attuned components. In order to offer our customers the best possible solutions, on request **HARTING** contributes a great deal more and is tightly integrated into the value-creation process.

From ready-assembled cables through to control racks or ready-to-go control desks. Our aim is to generate maximum benefit for our customers – with no compromises!

Quality creates reliability – and warrants trust.

The **HARTING** brand stands for superior quality and reliability – worldwide. The standards we set are the result of consistent, stringent quality management that is subject to regular certifications and audits.

EN ISO 9001, the EU Eco-Audit and ISO 14001:2004 are key elements here. We take a proactive stance towards new requirements, which is why **HARTING** is the first company worldwide to have obtained the new IRIS quality certificate for rail vehicles.



HARTING technology creates added value for customers. Technologies by **HARTING** are at work worldwide. **HARTING's** presence stands for smoothly functioning systems powered by intelligent connectors, smart infrastructure solutions and sophisticated network systems. Over the course of many years of close, trust-based cooperation with its customers, the **HARTING** Technology Group has become one of the leading specialists globally for connector technology. We offer individual customers specific and innovative solutions that go beyond the basic standard functionalities. These tailored solutions deliver sustained results, ensure investment security and enable customers to achieve significant added value.

Opting for HARTING opens up an innovative, complex world of concepts and ideas.

In order to develop and produce connectivity and network solutions serving an exceptionally wide range of connector applications in a professional and cost-effective manner, **HARTING** not only commands the full array of conventional tools and basic technologies. Above and beyond these capabilities, **HARTING** is constantly harnessing and refining its broad base of knowledge and experience to create new solutions that also ensure continuity. To secure its lead in know-how, **HARTING** draws on a wealth of sources from its in-house research and applications.

Salient examples of these sources of innovative knowledge include microstructure technologies, 3D design and connection technolo-

gy, high-temperature and ultrahigh-frequency applications that are finding use in telecommunications and automation networks, in the automotive industry, or in industrial sensor and actuator applications, RFID and wireless technologies, in addition to packaging and housing made of plastics, aluminum and stainless steel.

HARTING overcomes technological limitations.

Drawing on the comprehensive resources of the group's technology pool, **HARTING** devises practical solutions for its customers. Whether this involves industrial networks for manufacturing automation, or hybrid interface solutions for wireless telecommunication infrastructures, 3D circuit carriers with microstructures, or cable assemblies for high-temperature applications in the automotive industry – **HARTING** technologies offer not only components, but comprehensive solutions attuned to individual customer requirements and preferences. The range of cost-effective solutions covers ready-to-use cable configurations, completely assembled backplanes and board system carriers, as well as fully wired and tested control panels.

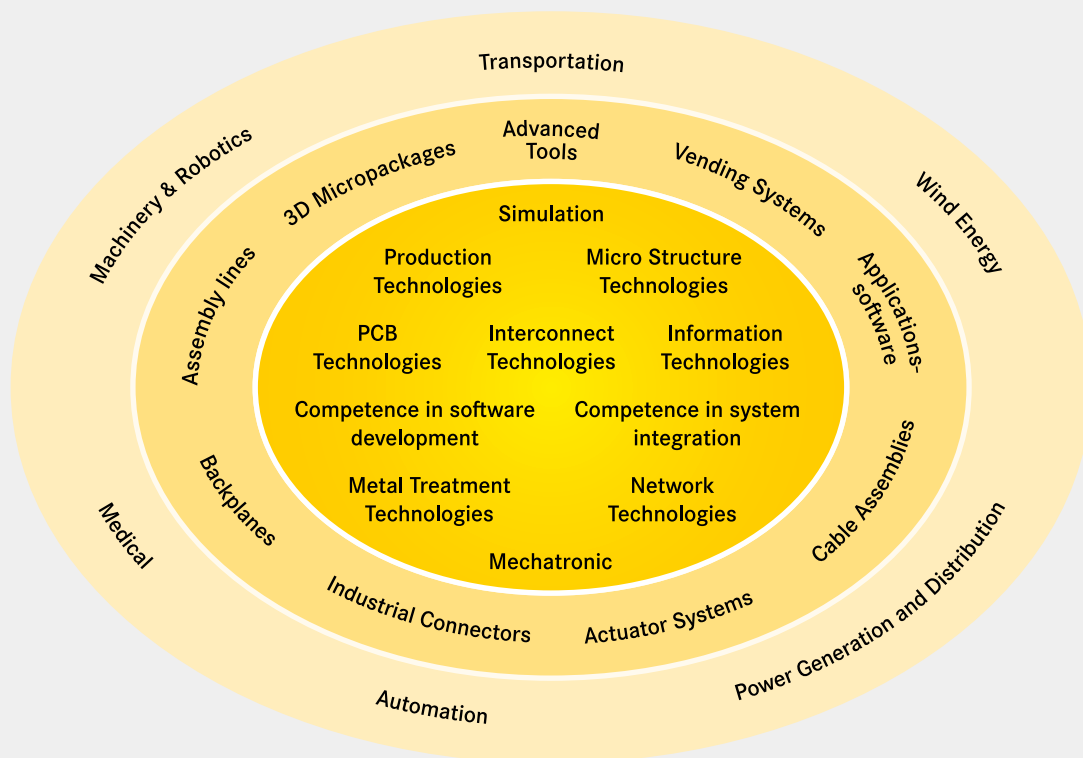
In order to ensure the future-proof design of RF and EMC-compatible interface solutions, the central **HARTING** laboratory (certified to EN 45001) employs simulation tools, as well as experimental, testing and diagnostics facilities all the way to scanning electron microscopes. In addition to product and process suitability considerations, lifecycle and environmental aspects play a key role in the selection of materials and processes.



HARTING's knowledge is practical know-how that generates synergy effects.

HARTING commands decades of experience with regard to the applications conditions involved in connections in telecommunications, computer, network and medical technologies, as well as industrial automation technologies, e.g. in the mechanical engineering and plant engineering areas, in addition to the power generation industry and the transportation sector. HARTING is highly

conversant with the specific application areas in all of these technology fields. In every solution approach, the key focus is on the application. In this context, uncompromising, superior quality is our hallmark. Every new solution found invariably flows back into the HARTING technology pool, thereby enriching our resources. And every new solution we go on to create will draw on this wealth of resources in order to optimize each and every individual solution. HARTING is synergy in action.





The **HARTING eCatalogue / eShop** can be found on our homepage at www.HARTING.com or at the direct link www.eCatalogue.HARTING.com.

The HARTING e-Catalogue is your platform for conveniently selecting individual products as well as configuring complete solutions. Our comprehensive product pages provide you with all necessary technical information and CAD files in various formats for downloading. You may also contact our technical sales department directly.

Find out about **product innovations and news** on the start page of the HARTING e-Catalogue or go directly to www.product-news.HARTING.com.

Registered users can take advantage of MyHARTING to check on availability or prices, and to place or track their orders. Here, your customized „HARTING history“ provides you with a list of your inquiries, quotations and more.

Sign up now for your free e-Catalogue account at HARTING!

www.eShop.HARTING.com

Contents

Page

Data
Signal.....
Power
Accessories

Han 22.3
Han 22.7
Han 22.10
Han 22.23

Han
1A

Han® 1A - Versatile compact connector series

Han
1A

Markets and applications


- **Transportation**
 - Can be used in: door systems and ramps, illumination, headlights, speakers, indicating lights, warning lights, screens, door opener, push buttons, buzzers, windscreen wiper systems,...
- **Wind energy**
 - Can be used in: tower lightning, emergency stops, sensors, indicating sounds, ventilators,...
- **Energy storage systems**
 - Can be used in: battery storage systems, solar inverters, power plant control systems and cabinets, power generator sets, sensors,...
- **Machinery & Robotics**
 - Can be used in: subunits of injection moulding machines like heater, fan, control terminals, industrial lighting, small drives, vibratory conveyors, connections inside cabinets,...

Features and benefits

- **Versatile concept**
 - Build your own connectivity solution by using the modularity advantage of the Han® 1A with inserts covering data, signal and power transmission. Together with all accessory parts the Han® 1A is a very flexible system usable for a broad range of applications.
- **Time saving**
 - Due to the easy mate and click design of all single components the assembly of the connector is done within seconds - and there are no tools needed.
- **Space saving**
 - The Han® 1A components are designed to fulfil the trend of miniaturisation - while being still a robust Han® connector also for harsh environments.
- **IP protected where needed**
 - By usage of hood and housing elements or single wire seals IP65 protection degree can be realized in easy manner.

Flexible connector system

The right connectivity solution for every application!



Number of contacts

4

4 A 1.5 kV 3
+ shielding
Cat. 5

Han
1A

Technical characteristics

Number of contacts	4
Additional contacts	+ shielding
Rated current	4 A
Rated impulse voltage	1.5 kV
Pollution degree	3
Rated voltage	48 V AC, 60 V DC
Insulation resistance	>10 ⁸ Ω
Limiting temperature	-30 ... +90 °C
Mating cycles	≥100
Degree of protection acc. to IEC 60529	IP20
Transmission characteristics	Cat. 5, Class D up to 100 MHz
Data rate	100 Mbit/s
Material (insert)	Polyamide (PA)
Colour (insert)	RAL 9005 (jet black)
Material (seal)	NBR
Colour (seal)	Black
Material flammability class acc. to UL 94	V-0

Technical characteristics


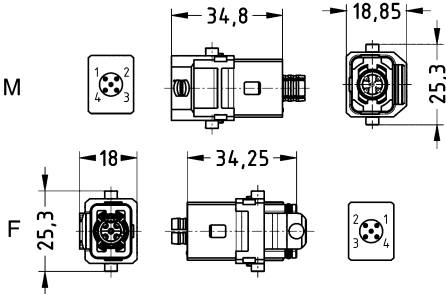

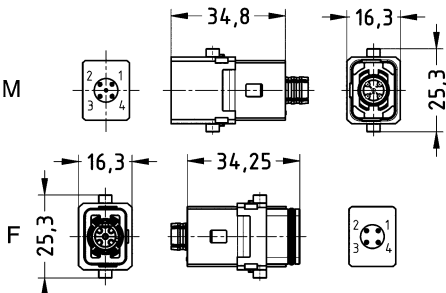
RoHS compliant

Specifications and approvals

EN 45545-2 R22: HL1, HL2, HL3
EN 45545-2 R23: HL1, HL2, HL3
EN 45545-2 R24: HL1, HL2, HL3
IEC 61373 Category 1 Class B
EN 60664-1
IEC 61984
DNV GL

Details

A Han® 1A configuration that only consists of inserts (with or without strain relief, 09 10 000 5300) is an unenclosed connector acc. to IEC 61984. In this case protection against electric shock must be provided by the installation methods of the user.


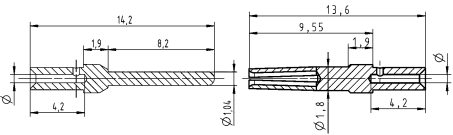
Identification	Conductor cross-section (mm ²)	Part number		Drawing (dimensions in mm)
		Male	Female	
<p>Han® 1A, Crimp termination, With cable tie, Snap-in latches</p>  <p>Please order crimp contacts separately. Order separately the hoods/housings for an IP65 performance.</p>	0.13 ... 0.82	09 10 004 3000	09 10 004 3100	
<p>Han® 1A, Crimp termination, With cable tie, Single locking lever</p>  <p>Please order crimp contacts separately. Order separately the hoods/housings for an IP65 performance. Please order locking lever separately.</p>	0.13 ... 0.82	09 10 004 3005	09 10 004 3105	

Technical characteristics

Contact resistance ≤10 mΩ

Technical characteristics

Material (contacts) Copper alloy
RoHS compliant with exemption

Identification	Conductor cross-section (mm ²)	Part number		Drawing (dimensions in mm)															
		Male	Female																
D-Sub, Standard, Crimp contact 	0.09 ... 0.25	09 67 000 7576	09 67 000 7476	 <table border="1"> <thead> <tr> <th>Wire gauge</th> <th>Ø</th> <th>Stripping length</th> </tr> </thead> <tbody> <tr> <td>0.09-0.25 mm²</td> <td>0.64 mm</td> <td>4 mm</td> </tr> <tr> <td>0.13-0.33 mm²</td> <td>0.88 mm</td> <td>4 mm</td> </tr> <tr> <td>0.25-0.52 mm²</td> <td>1.13 mm</td> <td>4 mm</td> </tr> <tr> <td>0.33-0.82 mm²</td> <td>1.34 mm</td> <td>4 mm</td> </tr> </tbody> </table> for stranded wire according IEC 60228 Class 5	Wire gauge	Ø	Stripping length	0.09-0.25 mm ²	0.64 mm	4 mm	0.13-0.33 mm ²	0.88 mm	4 mm	0.25-0.52 mm ²	1.13 mm	4 mm	0.33-0.82 mm ²	1.34 mm	4 mm
	Wire gauge	Ø	Stripping length																
	0.09-0.25 mm ²	0.64 mm	4 mm																
	0.13-0.33 mm ²	0.88 mm	4 mm																
	0.25-0.52 mm ²	1.13 mm	4 mm																
0.33-0.82 mm ²	1.34 mm	4 mm																	
0.13 ... 0.33	09 67 000 5576	09 67 000 5476																	
0.25 ... 0.52	09 67 000 8576	09 67 000 8476																	
0.33 ... 0.82	09 67 000 3576	09 67 000 3476																	

Number of contacts

8

0.5 A 48 V 0.8 kV 3
+ shielding
Cat. 6_A

Han
1A

Technical characteristics

Number of contacts	8
Additional contacts	+ shielding
Rated current	0.5 A
Rated voltage	48 V
Rated impulse voltage	0.8 kV
Pollution degree	3
Insulation resistance	>10 ⁸ Ω
Limiting temperature	-30 ... +90 °C
Mating cycles	≥100
Degree of protection acc. to IEC 60529	IP20
Transmission characteristics	Cat. 6 _A , Class E _A up to 500 MHz
Data rate	10 Gbit/s
Material (insert)	Polyamide (PA)
Colour (insert)	RAL 9005 (jet black)
Material (seal)	NBR
Colour (seal)	Black
Material flammability class acc. to UL 94	V-0

Technical characteristics


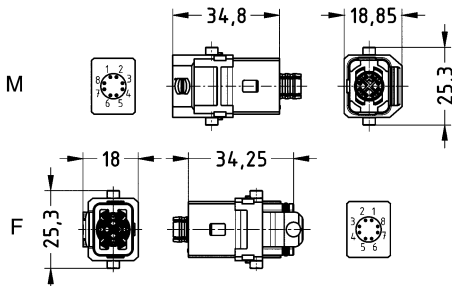

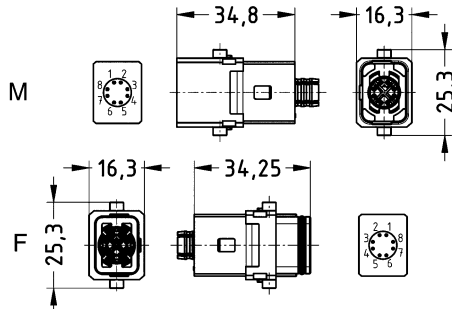
RoHS compliant

Specifications and approvals

EN 45545-2 R22: HL1, HL2, HL3
EN 45545-2 R23: HL1, HL2, HL3
EN 45545-2 R24: HL1, HL2, HL3
IEC 61373 Category 1 Class B
EN 60664-1
IEC 61984
DNV GL

Details

A Han® 1A configuration that only consists of inserts (with or without strain relief, 09 10 000 5300) is an unenclosed connector acc. to IEC 61984. In this case protection against electric shock must be provided by the installation methods of the user.


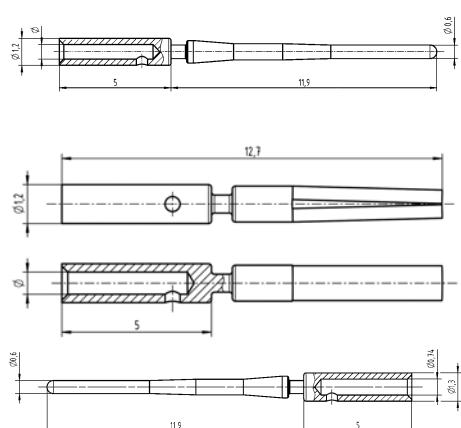
Identification	Conductor cross-section (mm ²)	Part number		Drawing (dimensions in mm)
		Male	Female	
<p>Han® 1A, Crimp termination, With cable tie, Snap-in latches</p>  <p>Please order crimp contacts separately. Order separately the hoods/housings for an IP65 performance.</p>	0.08 ... 0.25	09 10 008 3000	09 10 008 3100	
<p>Han® 1A, Crimp termination, With cable tie, Single locking lever</p>  <p>Please order crimp contacts separately. Order separately the hoods/housings for an IP65 performance. Please order locking lever separately.</p>	0.08 ... 0.25	09 10 008 3005	09 10 008 3105	

Technical characteristics

Material (contacts) Copper alloy

Technical characteristics

RoHS compliant with exemption

Identification	Conductor cross-section (mm ²)	Part number		Drawing (dimensions in mm)
		Male	Female	
<p><i>har-speed</i>, Crimp contact, Contact surface: Gold plated</p> 	<p>0.08 ... 0.22 0.13 ... 0.25</p>	<p>21 01 100 9014 21 01 100 9019</p>	<p>21 01 100 9023 21 01 100 9021</p>	

Number of contacts

12

6.5 A 50 V 0.8 kV 3

Han
1A

Technical characteristics

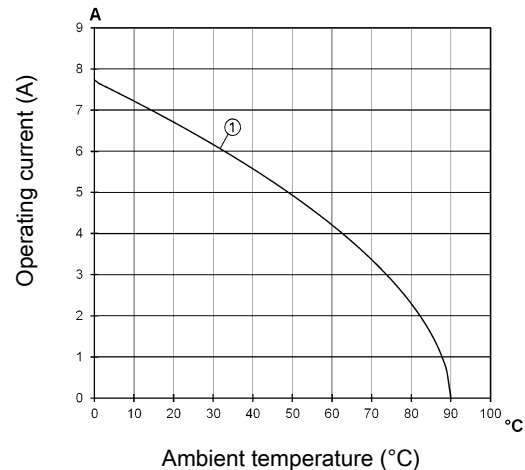
Number of contacts	12
Rated current	6.5 A
Rated voltage	50 V
Rated impulse voltage	0.8 kV
Pollution degree	3
Insulation resistance	$>10^8 \Omega$
Limiting temperature	-30 ... +90 °C
Mating cycles	≥ 100
Degree of protection acc. to IEC 60529	IP20
Material (insert)	Polyamide (PA)
Colour (insert)	RAL 9005 (jet black)
Material (seal)	NBR
Colour (seal)	Black
Material flammability class acc. to UL 94	V-0
RoHS	compliant

Derating

Current carrying capacity

The current carrying capacity of the connectors is limited by the thermal load capability of the contact element material including the connections and the insulating parts. The derating curve is therefore valid for currents which flow constantly (non-intermittent) through each contact element of the connector evenly, without exceeding the allowed maximum temperature.

Measuring and testing techniques acc. to IEC 60512-5-2



① Conductor cross-section 0.52 mm²


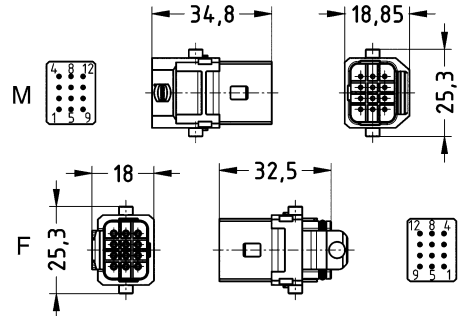

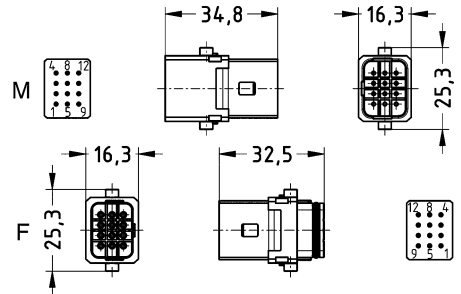

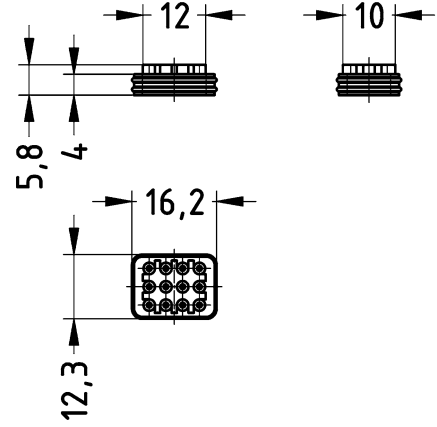
Specifications and approvals

EN 45545-2 R22: HL1, HL2, HL3
 EN 45545-2 R23: HL1, HL2, HL3
 EN 45545-2 R24: HL1, HL2, HL3
 IEC 61373 Category 1 Class B
 EN 60664-1
 IEC 61984
 DNV GL

Details

A Han® 1A configuration that only consists of inserts (with or without strain relief, 09 10 000 5300) is an unenclosed connector acc. to IEC 61984. In this case protection against electric shock must be provided by the installation methods of the user.

Han 1A


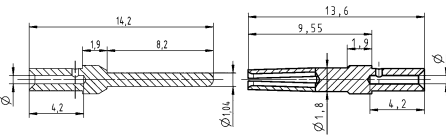
Identification	Conductor cross-section (mm ²)	Part number		Drawing (dimensions in mm)
		Male	Female	
<p>Han® 1A, Crimp termination, Snap-in latches</p>  <p>Please order crimp contacts separately. Order separately the single wire seal or the hoods/housings for an IP65 performance.</p>	0.09 ... 0.52	09 10 012 3000	09 10 012 3100	
<p>Han® 1A, Crimp termination, Single locking lever</p>  <p>Please order crimp contacts separately. Order separately the single wire seal or the hoods/housings for an IP65 performance. Please order locking lever separately.</p>	0.09 ... 0.52	09 10 012 3005	09 10 012 3105	
<p>Single wire seal, Silicone, for 12 contacts</p> 		09 10 012 9900	09 10 012 9900	

Technical characteristics


Contact resistance $\leq 10 \text{ m}\Omega$

Technical characteristics

Material (contacts) Copper alloy
RoHS compliant with exemption

Identification	Conductor cross-section (mm ²)	Part number		Drawing (dimensions in mm)															
		Male	Female																
D-Sub, Standard, Crimp contact 	0.09 ... 0.25	09 67 000 7576	09 67 000 7476	 <table border="1"> <thead> <tr> <th>Wire gauge</th> <th>\varnothing</th> <th>Stripping length</th> </tr> </thead> <tbody> <tr> <td>0.09-0.25 mm²</td> <td>0.64 mm</td> <td>4 mm</td> </tr> <tr> <td>0.13-0.33 mm²</td> <td>0.88 mm</td> <td>4 mm</td> </tr> <tr> <td>0.25-0.52 mm²</td> <td>1.13 mm</td> <td>4 mm</td> </tr> <tr> <td>0.33-0.82 mm²</td> <td>1.34 mm</td> <td>4 mm</td> </tr> </tbody> </table> <p>for stranded wire according IEC 60228 Class 5</p>	Wire gauge	\varnothing	Stripping length	0.09-0.25 mm ²	0.64 mm	4 mm	0.13-0.33 mm ²	0.88 mm	4 mm	0.25-0.52 mm ²	1.13 mm	4 mm	0.33-0.82 mm ²	1.34 mm	4 mm
	Wire gauge	\varnothing	Stripping length																
	0.09-0.25 mm ²	0.64 mm	4 mm																
	0.13-0.33 mm ²	0.88 mm	4 mm																
0.25-0.52 mm ²	1.13 mm	4 mm																	
0.33-0.82 mm ²	1.34 mm	4 mm																	
0.13 ... 0.33	09 67 000 5576	09 67 000 5476																	
0.25 ... 0.52	09 67 000 8576	09 67 000 8476																	
0.33 ... 0.82	09 67 000 3576	09 67 000 3476																	

Number of contacts

2+ 

10 A 230/400 V 4 kV 3

Han
1A

Technical characteristics

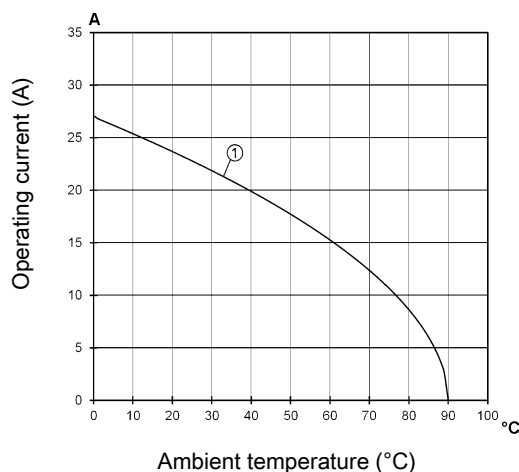
Number of contacts	2
Rated current	10 A
Rated voltage conductor-earth	230 V
Rated voltage conductor-conductor	400 V
Rated impulse voltage	4 kV
Pollution degree	3
Insulation resistance	>10 ⁸ Ω
Limiting temperature	-30 ... +90 °C
Mating cycles	≥100
Degree of protection acc. to IEC 60529	IP20
Material (insert)	Polyamide (PA)
Colour (insert)	RAL 9005 (jet black)
Material (seal)	NBR
Colour (seal)	Black
Material (contacts)	Copper alloy
Material flammability class acc. to UL 94	V-0
RoHS	compliant with exemption, compliant

Derating

Current carrying capacity

The current carrying capacity of the connectors is limited by the thermal load capability of the contact element material including the connections and the insulating parts. The derating curve is therefore valid for currents which flow constantly (non-intermittent) through each contact element of the connector evenly, without exceeding the allowed maximum temperature.

Measuring and testing techniques acc. to IEC 60512-5-2



① Conductor cross-section 1.5 mm²


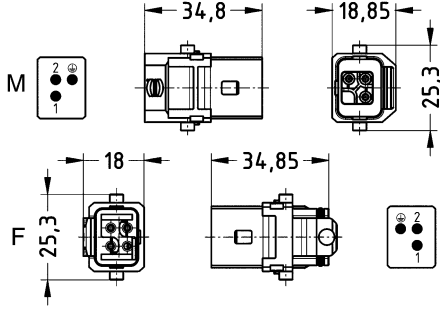

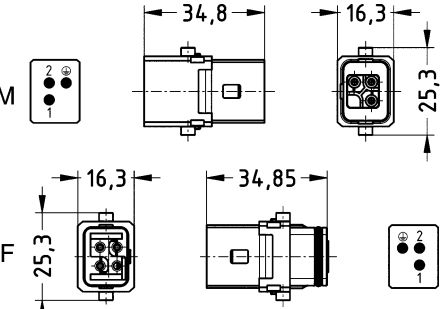

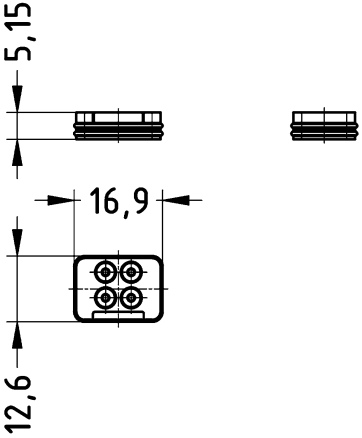
Specifications and approvals

EN 45545-2 R22: HL1, HL2, HL3
 EN 45545-2 R23: HL1, HL2, HL3
 EN 45545-2 R24: HL1, HL2, HL3
 IEC 61373 Category 1 Class B
 EN 60664-1
 IEC 61984
 DNV GL

Details


In accordance with the appropriate regulations a wire-end sleeve has to be used at clamps without wire protection (see "screw terminal", chapter Han 00).

A Han® 1A configuration that only consists of inserts (with or without strain relief, 09 10 000 5300) is an unenclosed connector acc. to IEC 61984. In this case protection against electric shock must be provided by the installation methods of the user.

Identification	Conductor cross-section (mm ²)	Part number		Drawing (dimensions in mm)
		Male	Female	
<p>Han® 1A, Screw termination, Snap-in latches, Contact surface: Silver plated</p>  <p>Order separately the single wire seal or the hoods/housings for an IP65 performance.</p>	0.75 ... 1.5	09 10 002 2600	09 10 002 2700	 <p>Tightening torque 0.25 Nm</p>
<p>Han® 1A, Screw termination, Single locking lever, Contact surface: Silver plated</p>  <p>Order separately the single wire seal or the hoods/housings for an IP65 performance. Please order locking lever separately.</p>	0.75 ... 1.5	09 10 002 2605	09 10 002 2705	 <p>Tightening torque 0.25 Nm</p>
<p>Single wire seal, Silicone, for 4 contacts</p> 		09 10 004 9900	09 10 004 9900	

Han 1A

Number of contacts

3+ 

16 A 400 V 6 kV 3

Han
1A

Technical characteristics

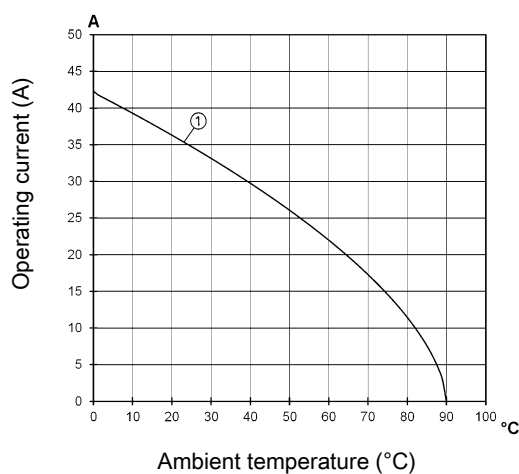
Number of contacts	3
Rated current	16 A
Rated voltage	400 V
Rated impulse voltage	6 kV
Pollution degree	3
Insulation resistance	>10 ⁸ Ω
Limiting temperature	-30 ... +90 °C
Mating cycles	≥100
Degree of protection acc. to IEC 60529	IP20
Material (insert)	Polyamide (PA)
Colour (insert)	RAL 9005 (jet black)
Material (seal)	NBR
Colour (seal)	Black
Material flammability class acc. to UL 94	V-0
RoHS	compliant

Derating

Current carrying capacity

The current carrying capacity of the connectors is limited by the thermal load capability of the contact element material including the connections and the insulating parts. The derating curve is therefore valid for currents which flow constantly (non-intermittent) through each contact element of the connector evenly, without exceeding the allowed maximum temperature.

Measuring and testing techniques acc. to IEC 60512-5-2




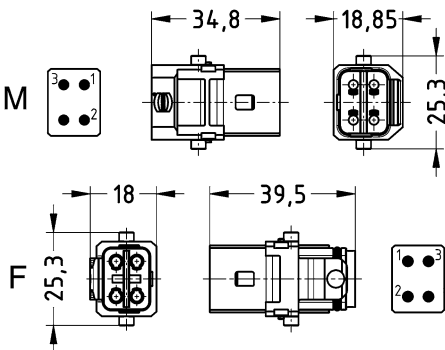

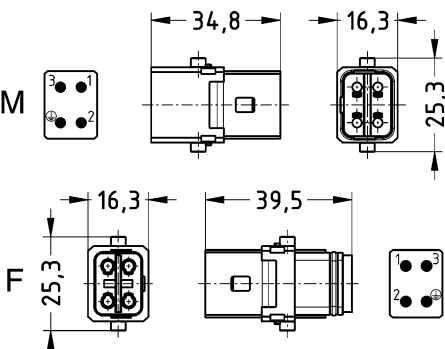

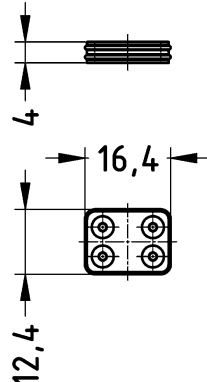
① Conductor cross-section 4 mm²

Specifications and approvals

EN 45545-2 R22: HL1, HL2, HL3
 EN 45545-2 R23: HL1, HL2, HL3
 EN 45545-2 R24: HL1, HL2, HL3
 IEC 61373 Category 1 Class B
 EN 60664-1
 IEC 61984
 DNV GL

Details

A Han® 1A configuration that only consists of inserts (with or without strain relief, 09 10 000 5300) is an unenclosed connector acc. to IEC 61984. In this case protection against electric shock must be provided by the installation methods of the user.

Identification	Conductor cross-section (mm ²)	Part number		Drawing (dimensions in mm)
		Male	Female	
<p>Han® 1A, Crimp termination, Snap-in latches</p>  <p>Please order crimp contacts separately. Order separately the single wire seal or the hoods/housings for an IP65 performance.</p>	0.14 ... 4	09 10 003 3200	09 10 003 3300	
<p>Han® 1A, Crimp termination, Single locking lever</p>  <p>Please order crimp contacts separately. Order separately the single wire seal or the hoods/housings for an IP65 performance. Please order locking lever separately.</p>	0.14 ... 4	09 10 003 3205	09 10 003 3305	
<p>Single wire seal, Silicone, for 4 contacts</p> 		09 10 004 9901	09 10 004 9901	

Han 1A

Technical characteristics

Contact resistance	≤1 mΩ
Material (contacts)	Copper alloy
RoHS	compliant with exemption

Specifications and approvals


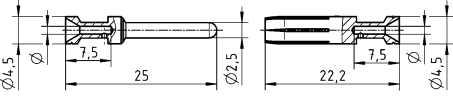

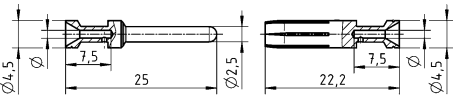
EN 60664-1
IEC 61984

Details


Crimping tools see chapter Han 90

Remarks on the crimp technique

The wire gauges mentioned in the catalogue refer to geometric wire gauges of cables.

Identification	Conductor cross-section (mm ²)	Part number		Drawing (dimensions in mm)																										
		Male	Female																											
Han E®, Crimp contact, Contact surface: Silver plated 	0.14 ... 0.37	09 33 000 6127	09 33 000 6227	 <table border="1"> <thead> <tr> <th>Conductor cross-section</th> <th>Identification</th> </tr> </thead> <tbody> <tr> <td>0.14-0.37 mm²</td> <td>AWG 26-22</td> <td>no groove</td> </tr> <tr> <td>0.5 mm²</td> <td>AWG 20</td> <td>no groove</td> </tr> <tr> <td>0.75 mm²</td> <td>AWG 18</td> <td>1 groove*</td> </tr> <tr> <td>1 mm²</td> <td>AWG 18</td> <td>1 groove</td> </tr> <tr> <td>1.5 mm²</td> <td>AWG 16</td> <td>2 grooves</td> </tr> <tr> <td>2.5 mm²</td> <td>AWG 14</td> <td>3 grooves</td> </tr> <tr> <td>3 mm²</td> <td>AWG 12</td> <td>wide groove</td> </tr> <tr> <td>4 mm²</td> <td>AWG 12</td> <td>no groove</td> </tr> </tbody> </table> <p>* on the back crimp collar Stripping length 7.5 mm</p>	Conductor cross-section	Identification	0.14-0.37 mm ²	AWG 26-22	no groove	0.5 mm ²	AWG 20	no groove	0.75 mm ²	AWG 18	1 groove*	1 mm ²	AWG 18	1 groove	1.5 mm ²	AWG 16	2 grooves	2.5 mm ²	AWG 14	3 grooves	3 mm ²	AWG 12	wide groove	4 mm ²	AWG 12	no groove
	Conductor cross-section	Identification																												
	0.14-0.37 mm ²	AWG 26-22	no groove																											
	0.5 mm ²	AWG 20	no groove																											
	0.75 mm ²	AWG 18	1 groove*																											
	1 mm ²	AWG 18	1 groove																											
	1.5 mm ²	AWG 16	2 grooves																											
	2.5 mm ²	AWG 14	3 grooves																											
3 mm ²	AWG 12	wide groove																												
4 mm ²	AWG 12	no groove																												
0.5	09 33 000 6121	09 33 000 6220																												
0.75	09 33 000 6114	09 33 000 6214																												
1	09 33 000 6105	09 33 000 6205																												
1.5	09 33 000 6104	09 33 000 6204																												
2.5	09 33 000 6102	09 33 000 6202																												
3	09 33 000 6106	09 33 000 6206																												
4	09 33 000 6107	09 33 000 6207																												
Han E®, Crimp contact, Contact surface: Gold plated 	0.14 ... 0.37	09 33 000 6117	09 33 000 6217	 <table border="1"> <thead> <tr> <th>Conductor cross-section</th> <th>Identification</th> </tr> </thead> <tbody> <tr> <td>0.14-0.37 mm²</td> <td>AWG 26-22</td> <td>no groove</td> </tr> <tr> <td>0.5 mm²</td> <td>AWG 20</td> <td>no groove</td> </tr> <tr> <td>0.75 mm²</td> <td>AWG 18</td> <td>1 groove*</td> </tr> <tr> <td>1 mm²</td> <td>AWG 18</td> <td>1 groove</td> </tr> <tr> <td>1.5 mm²</td> <td>AWG 16</td> <td>2 grooves</td> </tr> <tr> <td>2.5 mm²</td> <td>AWG 14</td> <td>3 grooves</td> </tr> <tr> <td>3 mm²</td> <td>AWG 12</td> <td>wide groove</td> </tr> <tr> <td>4 mm²</td> <td>AWG 12</td> <td>no groove</td> </tr> </tbody> </table> <p>* on the back crimp collar Stripping length 7.5 mm</p>	Conductor cross-section	Identification	0.14-0.37 mm ²	AWG 26-22	no groove	0.5 mm ²	AWG 20	no groove	0.75 mm ²	AWG 18	1 groove*	1 mm ²	AWG 18	1 groove	1.5 mm ²	AWG 16	2 grooves	2.5 mm ²	AWG 14	3 grooves	3 mm ²	AWG 12	wide groove	4 mm ²	AWG 12	no groove
	Conductor cross-section	Identification																												
	0.14-0.37 mm ²	AWG 26-22	no groove																											
	0.5 mm ²	AWG 20	no groove																											
	0.75 mm ²	AWG 18	1 groove*																											
	1 mm ²	AWG 18	1 groove																											
	1.5 mm ²	AWG 16	2 grooves																											
	2.5 mm ²	AWG 14	3 grooves																											
3 mm ²	AWG 12	wide groove																												
4 mm ²	AWG 12	no groove																												
0.5	09 33 000 6122	09 33 000 6222																												
0.75	09 33 000 6115	09 33 000 6215																												
1	09 33 000 6118	09 33 000 6218																												
1.5	09 33 000 6116	09 33 000 6216																												
2.5	09 33 000 6123	09 33 000 6223																												
3	09 33 000 6119	09 33 000 6219																												
4	09 33 000 6119	09 33 000 6221																												

Number of contacts

3+ 

10 A 230/400 V 4 kV 3

Han
1A

Technical characteristics

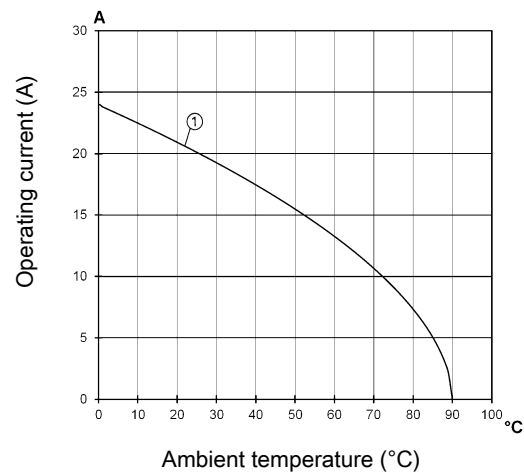
Number of contacts	3
Rated current	10 A
Rated voltage conductor-earth	230 V
Rated voltage conductor-conductor	400 V
Rated impulse voltage	4 kV
Pollution degree	3
Insulation resistance	>10 ⁸ Ω
Limiting temperature	-30 ... +90 °C
Mating cycles	≥100
Degree of protection acc. to IEC 60529	IP20
Material (insert)	Polyamide (PA)
Colour (insert)	RAL 9005 (jet black)
Material (seal)	NBR
Colour (seal)	Black
Material (contacts)	Copper alloy
Material flammability class acc. to UL 94	V-0
RoHS	compliant with exemption, compliant

Derating

Current carrying capacity

The current carrying capacity of the connectors is limited by the thermal load capability of the contact element material including the connections and the insulating parts. The derating curve is therefore valid for currents which flow constantly (non-intermittent) through each contact element of the connector evenly, without exceeding the allowed maximum temperature.

Measuring and testing techniques acc. to IEC 60512-5-2



① Conductor cross-section 1.5 mm²

Specifications and approvals


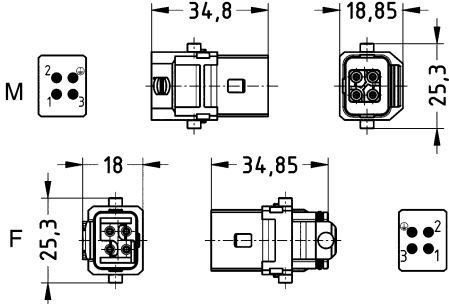

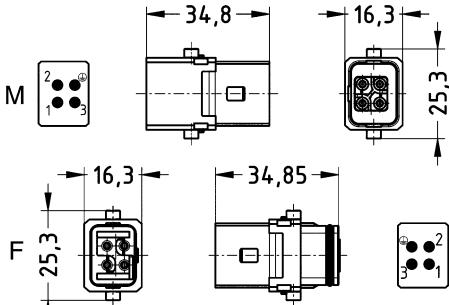

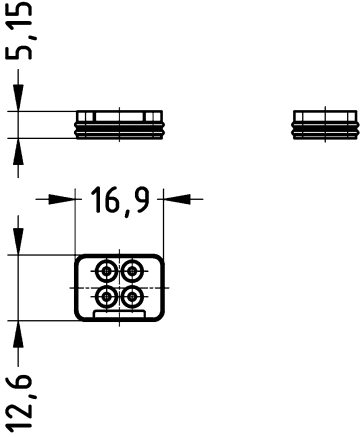
EN 45545-2 R22: HL1, HL2, HL3
 EN 45545-2 R23: HL1, HL2, HL3
 EN 45545-2 R24: HL1, HL2, HL3
 IEC 61373 Category 1 Class B
 EN 60664-1
 IEC 61984
 DNV GL
 IEC 61373

Details


In accordance with the appropriate regulations a wire-end sleeve has to be used at clamps without wire protection (see "screw terminal", chapter Han 00).

A Han® 1A configuration that only consists of inserts (with or without strain relief, 09 10 000 5300) is an unenclosed connector acc. to IEC 61984. In this case protection against electric shock must be provided by the installation methods of the user.

Han 1A

Identification	Conductor cross-section (mm ²)	Part number		Drawing (dimensions in mm)
		Male	Female	
<p>Han® 1A, Screw termination, Snap-in latches, Contact surface: Silver plated</p>  <p>Order separately the single wire seal or the hoods/housings for an IP65 performance.</p>	0.75 ... 1.5	09 10 003 2600	09 10 003 2700	 <p>Tightening torque 0.25 Nm</p>
<p>Han® 1A, Screw termination, Single locking lever, Contact surface: Silver plated</p>  <p>Order separately the single wire seal or the hoods/housings for an IP65 performance. Please order locking lever separately.</p>	0.75 ... 1.5	09 10 003 2605	09 10 003 2705	 <p>Tightening torque 0.25 Nm</p>
<p>Single wire seal, Silicone, for 4 contacts</p> 		09 10 004 9900	09 10 004 9900	

Number of contacts

3+ 

 10 A 400 V 6 kV 3
 + shielding
Han
1A

Technical characteristics

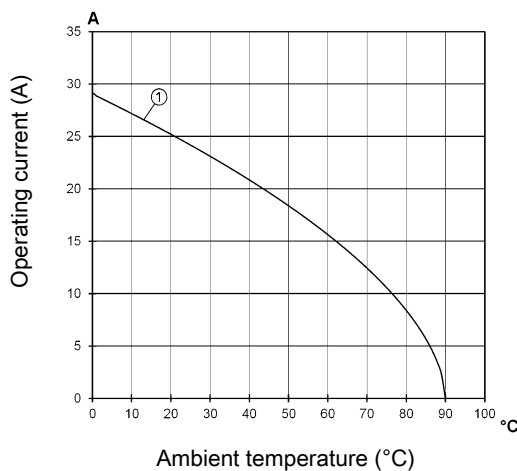
Number of contacts	3
Additional contacts	+ shielding
Rated current	10 A
Rated voltage	400 V
Rated impulse voltage	6 kV
Pollution degree	3
Insulation resistance	$>10^8 \Omega$
Limiting temperature	-30 ... +90 °C
Mating cycles	≥ 100
Degree of protection acc. to IEC 60529	IP20
Material (insert)	Polyamide (PA)
Colour (insert)	RAL 9005 (jet black)
Material (seal)	NBR
Colour (seal)	Black
Material flammability class acc. to UL 94	V-0
RoHS	compliant

Derating

Current carrying capacity

The current carrying capacity of the connectors is limited by the thermal load capability of the contact element material including the connections and the insulating parts. The derating curve is therefore valid for currents which flow constantly (non-intermittent) through each contact element of the connector evenly, without exceeding the allowed maximum temperature.

Measuring and testing techniques acc. to IEC 60512-5-2



① Conductor cross-section 2.5 mm²

Specifications and approvals


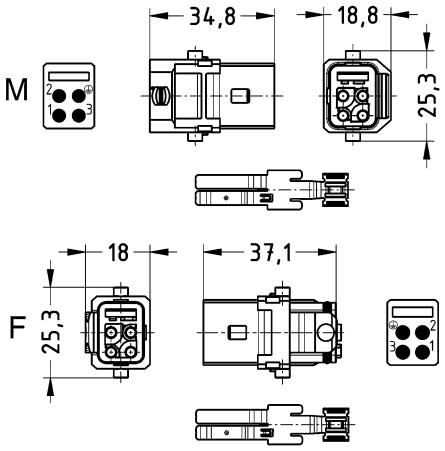

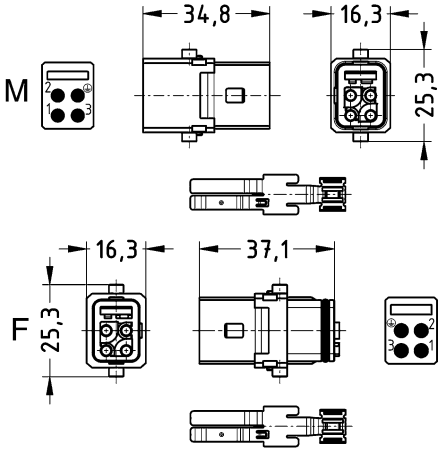
EN 45545-2 R22: HL1, HL2, HL3
 EN 45545-2 R23: HL1, HL2, HL3
 EN 45545-2 R24: HL1, HL2, HL3
 IEC 61373 Category 1 Class B
 EN 60664-1
 IEC 61984
 DNV GL

Details

A Han® 1A configuration that only consists of inserts (with or without strain relief, 09 10 000 5300) is an unenclosed connector acc. to IEC 61984. In this case protection against electric shock must be provided by the installation methods of the user.

The Han® 1A insert has no conductive connection between PE-contact and shielding element. Protection against electric shock must be provided by connecting the cable shielding to a protective earth (PE).

Han 1A

Identification	Conductor cross-section (mm ²)	Part number		Drawing (dimensions in mm)
		Male	Female	
<p>Han® 1A, Crimp termination, With cable tie, Snap-in latches, Pack contents: Shielding element is included within the delivery</p>  <p>Please order crimp contacts separately. Order separately the hoods/housings for an IP65 performance.</p>	0.14 ... 2.5	09 10 003 3000	09 10 003 3100	
<p>Han® 1A, Crimp termination, With cable tie, Single locking lever, Pack contents: Shielding element is included within the delivery</p>  <p>Please order crimp contacts separately. Order separately the hoods/housings for an IP65 performance. Please order locking lever separately.</p>	0.14 ... 2.5	09 10 003 3005	09 10 003 3105	

Technical characteristics

Contact resistance	≤3 mΩ
Material (contacts)	Copper alloy
RoHS	compliant with exemption

Specifications and approvals


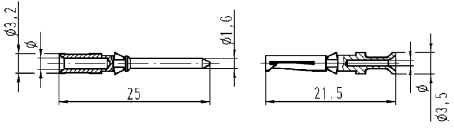

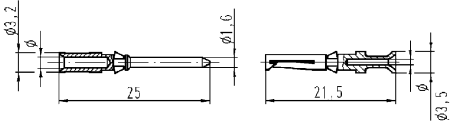
EN 60664-1
IEC 61984

Details


Crimping tools see chapter Han 90

Remarks on the crimp technique

The wire gauges mentioned in the catalogue refer to geometric wire gauges of cables.

Identification	Conductor cross-section (mm ²)	Part number		Drawing (dimensions in mm)																					
		Male	Female																						
Han D®, Crimp contact, Contact surface: Silver plated 	0.14 ... 0.37	09 15 000 6104	09 15 000 6204	 <table border="1" data-bbox="997 1182 1453 1346"> <thead> <tr> <th>Wire gauge</th> <th>∅</th> <th>Stripping length</th> </tr> </thead> <tbody> <tr> <td>0.14-0.37 mm² AWG 26-22</td> <td>0.9 mm</td> <td>8 mm</td> </tr> <tr> <td>0.5 mm² AWG 20</td> <td>1.1 mm</td> <td>8 mm</td> </tr> <tr> <td>0.75 mm² AWG 18</td> <td>1.3 mm</td> <td>8 mm</td> </tr> <tr> <td>1 mm² AWG 18</td> <td>1.45 mm</td> <td>8 mm</td> </tr> <tr> <td>1.5 mm² AWG 16</td> <td>1.75 mm</td> <td>8 mm</td> </tr> <tr> <td>2.5 mm² AWG 14</td> <td>2.25 mm</td> <td>6 mm</td> </tr> </tbody> </table>	Wire gauge	∅	Stripping length	0.14-0.37 mm ² AWG 26-22	0.9 mm	8 mm	0.5 mm ² AWG 20	1.1 mm	8 mm	0.75 mm ² AWG 18	1.3 mm	8 mm	1 mm ² AWG 18	1.45 mm	8 mm	1.5 mm ² AWG 16	1.75 mm	8 mm	2.5 mm ² AWG 14	2.25 mm	6 mm
	Wire gauge	∅	Stripping length																						
	0.14-0.37 mm ² AWG 26-22	0.9 mm	8 mm																						
	0.5 mm ² AWG 20	1.1 mm	8 mm																						
	0.75 mm ² AWG 18	1.3 mm	8 mm																						
	1 mm ² AWG 18	1.45 mm	8 mm																						
	1.5 mm ² AWG 16	1.75 mm	8 mm																						
2.5 mm ² AWG 14	2.25 mm	6 mm																							
0.5	09 15 000 6103	09 15 000 6203																							
0.75	09 15 000 6105	09 15 000 6205																							
1	09 15 000 6102	09 15 000 6202																							
1.5	09 15 000 6101	09 15 000 6201																							
2.5	09 15 000 6106	09 15 000 6206																							
Han D®, Crimp contact, Contact surface: Gold plated 	0.14 ... 0.37	09 15 000 6124	09 15 000 6224	 <table border="1" data-bbox="997 1547 1453 1711"> <thead> <tr> <th>Wire gauge</th> <th>∅</th> <th>Stripping length</th> </tr> </thead> <tbody> <tr> <td>0.14-0.37 mm² AWG 26-22</td> <td>0.9 mm</td> <td>8 mm</td> </tr> <tr> <td>0.5 mm² AWG 20</td> <td>1.1 mm</td> <td>8 mm</td> </tr> <tr> <td>0.75 mm² AWG 18</td> <td>1.3 mm</td> <td>8 mm</td> </tr> <tr> <td>1 mm² AWG 18</td> <td>1.45 mm</td> <td>8 mm</td> </tr> <tr> <td>1.5 mm² AWG 16</td> <td>1.75 mm</td> <td>8 mm</td> </tr> <tr> <td>2.5 mm² AWG 14</td> <td>2.25 mm</td> <td>6 mm</td> </tr> </tbody> </table>	Wire gauge	∅	Stripping length	0.14-0.37 mm ² AWG 26-22	0.9 mm	8 mm	0.5 mm ² AWG 20	1.1 mm	8 mm	0.75 mm ² AWG 18	1.3 mm	8 mm	1 mm ² AWG 18	1.45 mm	8 mm	1.5 mm ² AWG 16	1.75 mm	8 mm	2.5 mm ² AWG 14	2.25 mm	6 mm
	Wire gauge	∅	Stripping length																						
	0.14-0.37 mm ² AWG 26-22	0.9 mm	8 mm																						
	0.5 mm ² AWG 20	1.1 mm	8 mm																						
	0.75 mm ² AWG 18	1.3 mm	8 mm																						
	1 mm ² AWG 18	1.45 mm	8 mm																						
	1.5 mm ² AWG 16	1.75 mm	8 mm																						
2.5 mm ² AWG 14	2.25 mm	6 mm																							
0.5	09 15 000 6123	09 15 000 6223																							
0.75	09 15 000 6125	09 15 000 6225																							
1	09 15 000 6122	09 15 000 6222																							
1.5	09 15 000 6121	09 15 000 6221																							
2.5	09 15 000 6126	09 15 000 6226																							

Number of contacts

5+ 

10 A 400 V 6 kV 3

Han
1A

Technical characteristics

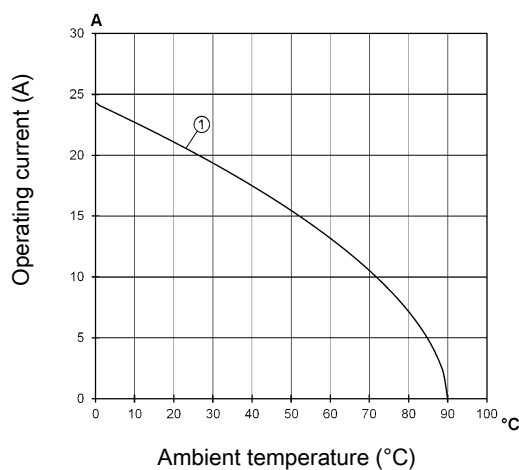
Number of contacts	5
Rated current	10 A
Rated voltage	400 V
Rated impulse voltage	6 kV
Pollution degree	3
Insulation resistance	$>10^8 \Omega$
Limiting temperature	-30 ... +90 °C
Mating cycles	≥ 100
Degree of protection acc. to IEC 60529	IP20
Material (insert)	Polyamide (PA)
Colour (insert)	RAL 9005 (jet black)
Material (seal)	NBR
Colour (seal)	Black
Material flammability class acc. to UL 94	V-0
RoHS	compliant

Derating

Current carrying capacity

The current carrying capacity of the connectors is limited by the thermal load capability of the contact element material including the connections and the insulating parts. The derating curve is therefore valid for currents which flow constantly (non-intermittent) through each contact element of the connector evenly, without exceeding the allowed maximum temperature.

Measuring and testing techniques acc. to IEC 60512-5-2




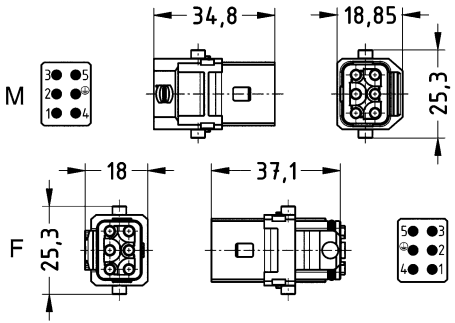

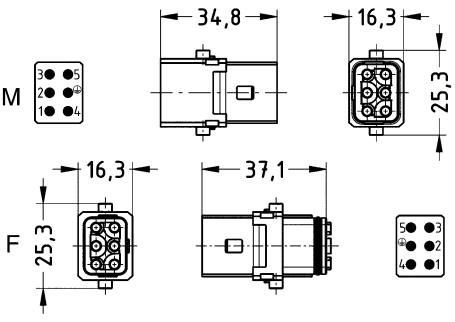

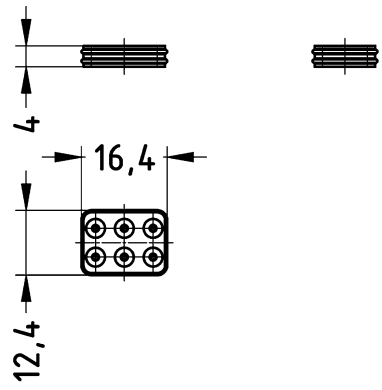
① Conductor cross-section 2.5 mm²

Specifications and approvals

EN 45545-2 R22: HL1, HL2, HL3
 EN 45545-2 R23: HL1, HL2, HL3
 EN 45545-2 R24: HL1, HL2, HL3
 IEC 61373 Category 1 Class B
 EN 60664-1
 IEC 61984
 DNV GL

Details

A Han® 1A configuration that only consists of inserts (with or without strain relief, 09 10 000 5300) is an unenclosed connector acc. to IEC 61984. In this case protection against electric shock must be provided by the installation methods of the user.

Identification	Conductor cross-section (mm ²)	Part number		Drawing (dimensions in mm)
		Male	Female	
<p>Han® 1A, Crimp termination, Snap-in latches</p>  <p>Please order crimp contacts separately. Order separately the single wire seal or the hoods/housings for an IP65 performance.</p>	0.14 ... 2.5	09 10 005 3000	09 10 005 3100	
<p>Han® 1A, Crimp termination, Single locking lever</p>  <p>Please order crimp contacts separately. Order separately the single wire seal or the hoods/housings for an IP65 performance. Please order locking lever separately.</p>	0.14 ... 2.5	09 10 005 3005	09 10 005 3105	
<p>Single wire seal, Silicone, for 6 contacts</p> 		09 10 006 9900	09 10 006 9900	

Han
1A

Han
22
·
21

Technical characteristics

Contact resistance	≤3 mΩ
Material (contacts)	Copper alloy
RoHS	compliant with exemption

Specifications and approvals


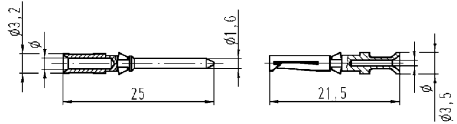

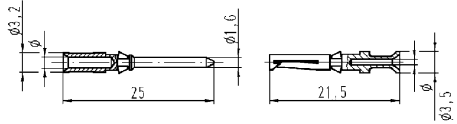
EN 60664-1
IEC 61984

Details

Crimping tools see chapter Han 90

Remarks on the crimp technique

The wire gauges mentioned in the catalogue refer to geometric wire gauges of cables.

Identification	Conductor cross-section (mm ²)	Part number		Drawing (dimensions in mm)																					
		Male	Female																						
Han D®, Crimp contact, Contact surface: Silver plated 	0.14 ... 0.37	09 15 000 6104	09 15 000 6204	 <table border="1"> <thead> <tr> <th>Wire gauge</th> <th>∅</th> <th>Stripping length</th> </tr> </thead> <tbody> <tr> <td>0.14-0.37 mm² AWG 26-22</td> <td>0.9 mm</td> <td>8 mm</td> </tr> <tr> <td>0.5 mm² AWG 20</td> <td>1.1 mm</td> <td>8 mm</td> </tr> <tr> <td>0.75 mm² AWG 18</td> <td>1.3 mm</td> <td>8 mm</td> </tr> <tr> <td>1 mm² AWG 18</td> <td>1.45 mm</td> <td>8 mm</td> </tr> <tr> <td>1.5 mm² AWG 16</td> <td>1.75 mm</td> <td>8 mm</td> </tr> <tr> <td>2.5 mm² AWG 14</td> <td>2.25 mm</td> <td>6 mm</td> </tr> </tbody> </table>	Wire gauge	∅	Stripping length	0.14-0.37 mm ² AWG 26-22	0.9 mm	8 mm	0.5 mm ² AWG 20	1.1 mm	8 mm	0.75 mm ² AWG 18	1.3 mm	8 mm	1 mm ² AWG 18	1.45 mm	8 mm	1.5 mm ² AWG 16	1.75 mm	8 mm	2.5 mm ² AWG 14	2.25 mm	6 mm
	Wire gauge	∅	Stripping length																						
	0.14-0.37 mm ² AWG 26-22	0.9 mm	8 mm																						
	0.5 mm ² AWG 20	1.1 mm	8 mm																						
	0.75 mm ² AWG 18	1.3 mm	8 mm																						
	1 mm ² AWG 18	1.45 mm	8 mm																						
	1.5 mm ² AWG 16	1.75 mm	8 mm																						
2.5 mm ² AWG 14	2.25 mm	6 mm																							
0.5	09 15 000 6103	09 15 000 6203																							
0.75	09 15 000 6105	09 15 000 6205																							
1	09 15 000 6102	09 15 000 6202																							
1.5	09 15 000 6101	09 15 000 6201																							
2.5	09 15 000 6106	09 15 000 6206																							
Han D®, Crimp contact, Contact surface: Gold plated 	0.14 ... 0.37	09 15 000 6124	09 15 000 6224	 <table border="1"> <thead> <tr> <th>Wire gauge</th> <th>∅</th> <th>Stripping length</th> </tr> </thead> <tbody> <tr> <td>0.14-0.37 mm² AWG 26-22</td> <td>0.9 mm</td> <td>8 mm</td> </tr> <tr> <td>0.5 mm² AWG 20</td> <td>1.1 mm</td> <td>8 mm</td> </tr> <tr> <td>0.75 mm² AWG 18</td> <td>1.3 mm</td> <td>8 mm</td> </tr> <tr> <td>1 mm² AWG 18</td> <td>1.45 mm</td> <td>8 mm</td> </tr> <tr> <td>1.5 mm² AWG 16</td> <td>1.75 mm</td> <td>8 mm</td> </tr> <tr> <td>2.5 mm² AWG 14</td> <td>2.25 mm</td> <td>6 mm</td> </tr> </tbody> </table>	Wire gauge	∅	Stripping length	0.14-0.37 mm ² AWG 26-22	0.9 mm	8 mm	0.5 mm ² AWG 20	1.1 mm	8 mm	0.75 mm ² AWG 18	1.3 mm	8 mm	1 mm ² AWG 18	1.45 mm	8 mm	1.5 mm ² AWG 16	1.75 mm	8 mm	2.5 mm ² AWG 14	2.25 mm	6 mm
	Wire gauge	∅	Stripping length																						
	0.14-0.37 mm ² AWG 26-22	0.9 mm	8 mm																						
	0.5 mm ² AWG 20	1.1 mm	8 mm																						
	0.75 mm ² AWG 18	1.3 mm	8 mm																						
	1 mm ² AWG 18	1.45 mm	8 mm																						
	1.5 mm ² AWG 16	1.75 mm	8 mm																						
2.5 mm ² AWG 14	2.25 mm	6 mm																							
0.5	09 15 000 6123	09 15 000 6223																							
0.75	09 15 000 6125	09 15 000 6225																							
1	09 15 000 6122	09 15 000 6222																							
1.5	09 15 000 6121	09 15 000 6221																							
2.5	09 15 000 6126	09 15 000 6226																							



Han
1A

Technical characteristics

Limiting temperature	-30 ... +90 °C
Number of relockings	<10
Degree of protection acc. to IEC 60529	IP65, IP20
Material (hood/housing)	Polyamide (PA)
Colour (hood/housing)	RAL 9005 (jet black)
Material (seal)	TPE
Colour (seal)	Yellow
Material (accessories)	Polyamide (PA)
Colour (accessories)	Black
Material flammability class acc. to UL 94	V-0


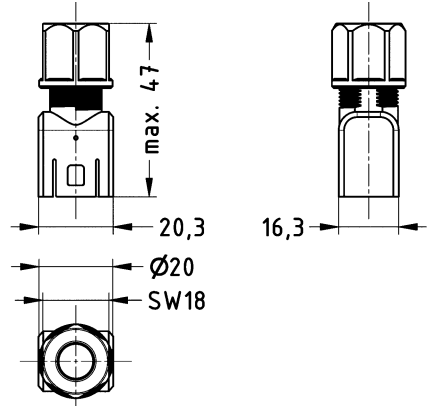

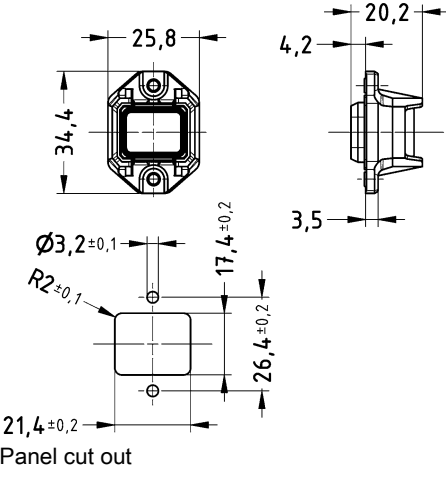
Technical characteristics

RoHS compliant

Specifications and approvals

EN 45545-2 R22: HL1, HL2, HL3
 EN 45545-2 R23: HL1, HL2, HL3
 EN 45545-2 R24: HL1, HL2, HL3
 IEC 61373 Category 1 Class B
 DNV GL



Identification	Cable entry	Cable diameter (mm)	Part number	Drawing (dimensions in mm)
Han® 1A, Cable adapter, Top entry 	1x Integrated	5.7 ... 10	09 10 000 0400	
Han® 1A, Bulkhead mounted housing, Straight 			09 10 000 0300	

Han
1A

Technical characteristics

Material (accessories) Polycarbonate (PC), Polyamide (PA)

Technical characteristics


Colour (accessories) Black, Red, Blue, Green, Yellow, Violet compliant
RoHS

Identification

Han® 1A,
Dummy plugs,
for single wire seal for a partial assembly,
Polycarbonate (PC),
Pack contents:
20 pieces per frame



Han® 1A,
Coding element,
Polyamide (PA),
Pack contents:
10 pieces per frame



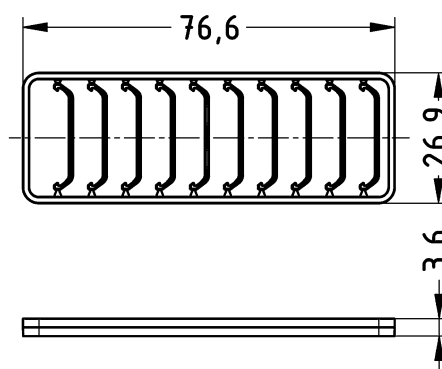
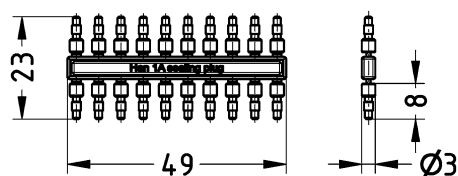
Blue
Green
Red
Violet
Yellow

Part number

09 10 000 9909

09 10 000 9902
09 10 000 9903
09 10 000 9901
09 10 000 9905
09 10 000 9904

Drawing (dimensions in mm)



Armenia:

refer to Russia

Australia

HARTING Pty. Ltd.
Suite 11 / 2 Enterprise Drive Bundoora
3083, University Hill Melbourne, Victoria
Phone 1800 201 081 (toll free calling
within AUS)
+61 3 9466 7088
au@HARTING.com

Australia and Oceania:

refer to Australia

Austria

HARTING Ges.m.b.H.
Deutschstraße 19
1230 Wien
Phone +43 161 621 21
at@HARTING.com

Azerbaijan:

refer to Turkey

Baltic States:

refer to Finland

Belarus:

refer to Russia

Belgium

HARTING N.V.
Z.3 Doornveld 23
1731 Zellik
Phone +32 2 466 0190
be@HARTING.com

Bosnia Herzegovina:

refer to Austria

Brazil

HARTING Ltda.
Alameda Caiapós, 643
06460-110- Barueri - São Paulo
Phone +55 11 5035 0073
br@HARTING.com

Canada

HARTING Canada Inc.
475 Dumont Avenue
Suite 300
Dorval, Quebec, H9S 5W2
Phone +1 855 659-6653
info.ca@HARTING.com

Central America and the Caribbean:

refer to USA

Central Asia:

refer to Russia

China

HARTING (Zhuhai) Sales Ltd.
Room 3501, Grand Gateway I
No. 1 Hong Qiao Road
Xu Hui District
Shanghai 200030
Phone +86 21 3418 9758
cn@HARTING.com

Croatia:

refer to Austria

Czech Republic

HARTING s.r.o.
Mlýnská 2
160 00 Praha 6
Phone +420 220 380 495
cz@HARTING.com

Denmark

HARTING ApS
Resilience House
Lysholt Allé 8
7100 Vejle
Phone +45 70 25 00 32
dk@HARTING.com

Finland

HARTING Oy
Teknobulevardi 3-5
01530 Vantaa
Phone +358 207 291 510
fi@HARTING.com

France

HARTING France EURL
ZAC Paris Nord 2
181 avenue des Nations
95934 ROISSY CDG
Phone +33 1 4938 3400
fr@HARTING.com

Germany

HARTING Deutschland
GmbH & Co. KG
Simeons carré 1, D-32427 Minden
Phone +49 571 8896 0
de@HARTING.com

Georgia:

refer to Russia

Great Britain

HARTING Limited
Caswell Road
Brackmills Industrial Estate
NN4 7PW GB – Northampton
Phone +44 1604 82 75 00
salesuk@HARTING.com

Greece:

refer to Italy

Hong Kong

HARTING (HK) Limited
Regional Office Asia Pacific
3512, Metroplaza Tower 1
223 Hing Fong Road
Kwai Fong, N. T.
Phone +852 2423 7338
ap@HARTING.com

Hungary

HARTING Magyarország Kft.
Fehérvári út 89-95
1119 Budapest
Phone +36 1 205 34 64
hu@HARTING.com

India

HARTING (India) Private Limited
7th Floor (West Wing)
Central Square II
Unit No.B 19 part, B 20 & 21
TVK Industrial Estate
Guindy, Chennai 600032
Phone +91-44-43560415
in@HARTING.com

Ireland:

refer to Great Britain

Israel:

refer to Turkey

Italy

HARTING S.R.L.
Via dell' Industria 7
20090 Vimodrone (MI)
Phone +39 02 250801
it@HARTING.com

Japan

HARTING K.-K.
Yusen Shin-Yokohama
1 Chome Bldg., 2F 1-7-9,
Shin-Yokohama, Kohoku-ku
Yokohama 222-0033
Phone +81 45 476 3456
jp@HARTING.com

Korean Republic

HARTING Korea Co. Ltd.
B-B108, Woolim Lions Valley 5th
302 Galmachi-ro, Jungwon-gu
Seongnam-si, Gyeonggi-do 13201
Phone +82 31 750 0380
kr@HARTING.com

Kosovo:

refer to Austria

Macedonia:

refer to Austria

Malta:

refer to Italy

Mexico

HARTING Mexico S.A. de C.V.
IOS Torre Virreyes
Pedregal No. 24, Co. Molino Del Rey
Suites 357 A, B, C
Del Miguel Hidalgo, Mexico D.F. 11600
Phone +1 800 123 0415
HARTING.mexico@HARTING.com

Middle East:

refer to United Arab Emirates

Montenegro:

refer to Austria

Netherlands

HARTING B.V.
Larenweg 44
5234 's-Hertogenbosch
Phone +31 736 410 404
nl@HARTING.com

Norway

HARTING A/S
Østensjøveien 36
0667 Oslo
Phone +47 22 700 555
no@HARTING.com

Pakistan:

refer to United Arab Emirates

Poland

HARTING Polska Sp. z o.o.
ul. Duńska 11
54-427 Wrocław
Phone +48 71 352 81 71
pl@HARTING.com

Romania

HARTING Romania SCS
Str. Europa Unita nr 21
550018 Sibiu
Phone +40 369 102 610
ro@HARTING.com

Russia

LLC HARTING
Sverdlovskaya nab., 44, lit. Yu, office 612
195027, St. Petersburg
Phone +7 812 327 6477
ru@HARTING.com

Serbia:

refer to Austria

Singapore

HARTING Singapore Pte. Ltd.
25 International Business Park
#04-108 German Centre
SGP-Singapore 609916
Phone +65 6225 5285
sg@HARTING.com

Slovakia

HARTING s.r.o.
Slovakia branch
Štefániková Trieda 71, (areál pivovaru)
949 01 Nitra
Phone +421 37 655 9089
sk@HARTING.com

Slovenia:

refer to Austria

South Africa

HARTING South Africa Proprietary
Limited
Ground Floor, Twickenham Building
The Campus, Cnr Main & Sloane Street
Bryanston
Johannesburg (Bryanston)
2021
Phone +27 (0) 11 575 0017
za@HARTING.com

South America:

refer to Brazil

South Asia:

refer to Singapore

South Pacific:

refer to Australia

Spain

HARTING Iberia S.A.U.
C/Viriato, 47 8º Planta
Edificio Numancia, 1
08014 Barcelona
Phone +34 933 638 484
es@HARTING.com

Sub-Sahara countries:

refer to South Africa

Sweden

HARTING AB
Gustavslundsvägen 141B
167 51 Bromma
Phone +46 8 445 7171
se@HARTING.com

Switzerland

HARTING AG
Volketswil branch
Hofwiesenstrasse 4 A
8604 Volketswil
Phone +41 44 908 20 60
ch@HARTING.com

Taiwan

HARTING Taiwan Ltd.
Room 1, 5/F, 495 GuangFu South Road
RC-110 Taipei
Phone +886 227 586 177
tw@HARTING.com

Turkey

HARTING Türkiye Elektronik Ticaret
Limited Sirketi
Bayar Cad. Şehit İknur Keleş Sok.
Dural Plaza No:3 K.11
34742 Kozyatagi – Istanbul
Phone +90 216 688 81 00
tr@HARTING.com

Ukraine:

refer to Poland

United Arab Emirates

HARTING Middle East FZ-LLC
Knowledge Village
Block 2A - Office F72
P.O. Box: 454372
Dubai
Phone +971 4 453 9737
uae@HARTING.com

HARTING Inc. of North America

1370 Bowes Road
USA-Elgin, Illinois 60123
Phone +1 847 741 1500
us@HARTING.com



Distributors – worldwide



ARROW: www.arrow.com
Digi-Key Corporation: www.digikey.com
Farnell: www.farnell.com
FUTURE Electronics:
www.futureelectronics.com
HEILIND Electronics:
www.heilind.com
Mouser Electronics: www.mouser.com
RS Components: www.rs-components.com

Other countries and general contact



HARTING
Electric GmbH & Co. KG
P.O. Box 1473
D-32328 Espelkamp
Germany
Phone +49 5772/47-97100
electric@HARTING.com
www.HARTING.com

HARTING
Electronics GmbH
P.O. Box 1433
32328 Espelkamp
Germany
Phone +49 5772/47-97200
electronics@HARTING.com
www.HARTING.com



Pushing Performance

HARTING.com –
the gateway to your
country website.
